

Duramax® Total Erase White Board Accessory

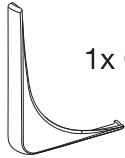
Assembly Instructions

Hardware Kit:

4x No. 6 x 1/4" Screw



1x Corner Cap Left

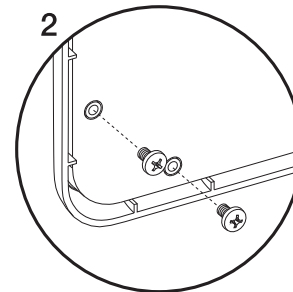
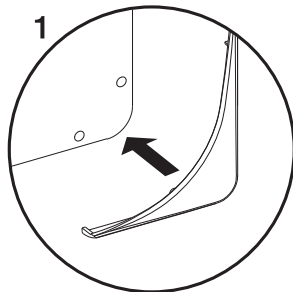
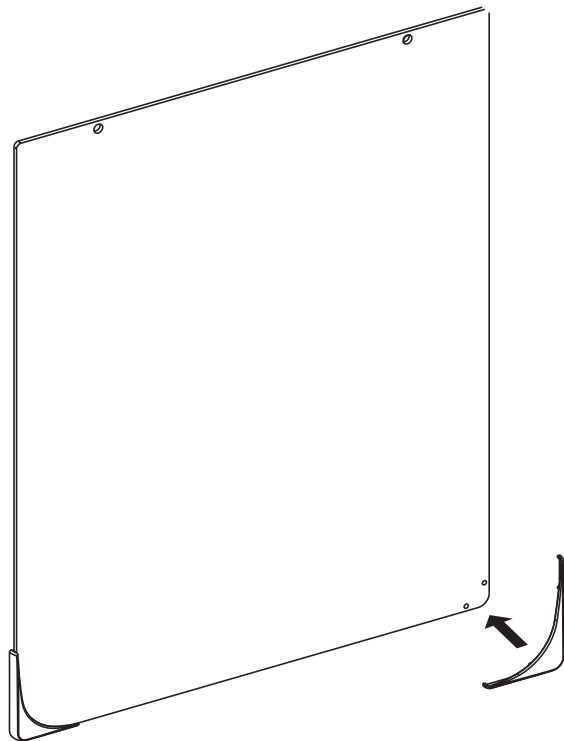



1x Corner Cap Right



Tools needed for assembly:

Phillips Screwdriver



1. Insert left and right corner caps into bottom holes in front of board.

2. Attach each corner cap with (2) no. 6 x 1/4" screws.